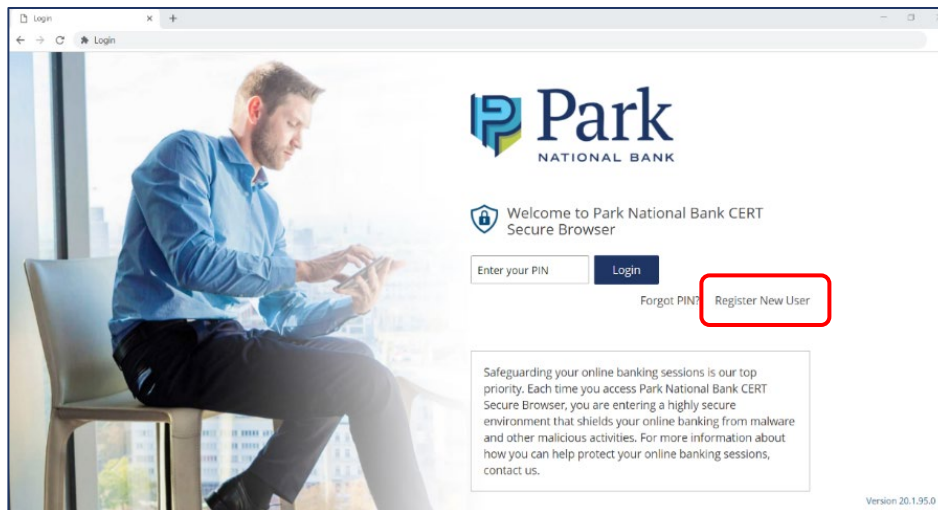


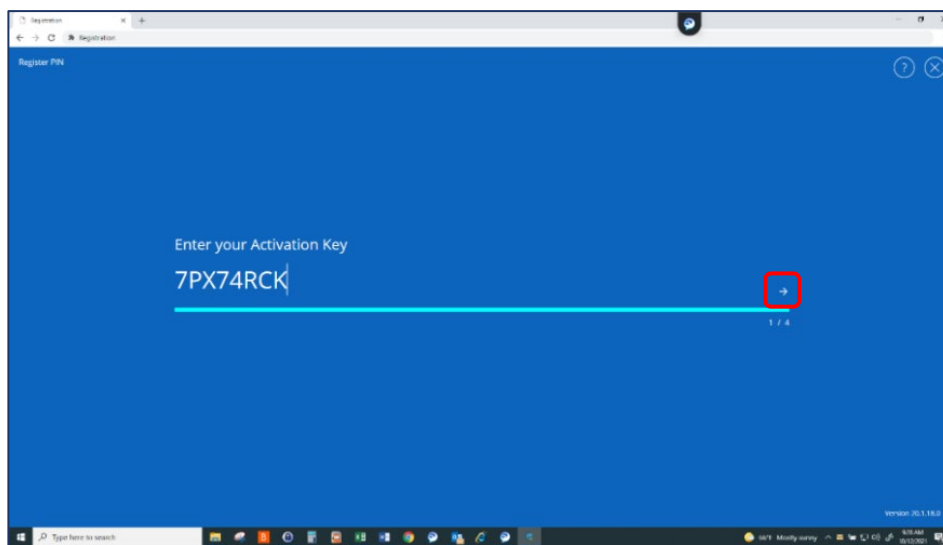
How to Activate the Secure Browser

Please make sure you download the secure browser prior to conversion. Please note that the activation key will be emailed to you between 7:00 a.m. – 8:00 a.m., the day of conversion.

1. Click [Register New User](#).



2. Enter the [Activation Key](#) and click the arrow to advance.



Note: If you copy and paste the [Activation Key](#), make sure there aren't any extra spaces as a direct copy and paste tends to produce an extra space at the end of the code.



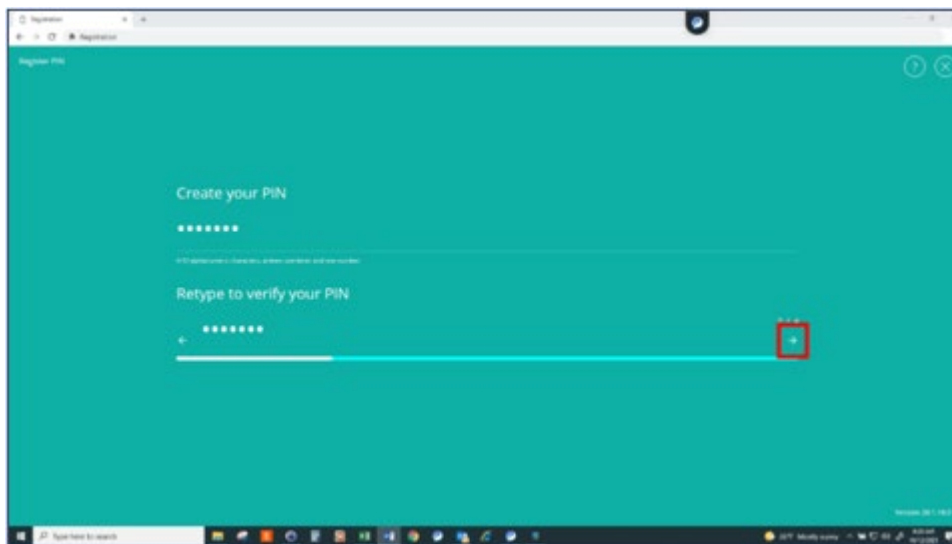
3. Choose a **PIN** that you will use to log in to commercial online banking.

Note: The **PIN** must be 6-12 alphanumeric characters in length; at least one letter and one number. It **is** case sensitive. PIN numbers **never** expire.

4. Enter your chosen **PIN** in the **Create your PIN** field.

5. Enter your chosen **PIN** again in the **Retype to verify your PIN** field.

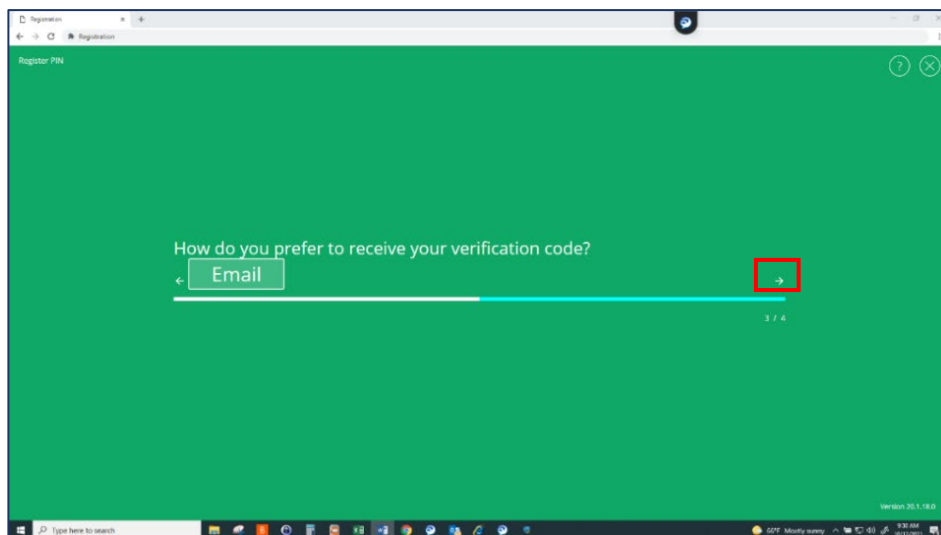
6. Click the **arrow** to advance.



Note: The screen displays that the system is setting up the **PIN**.

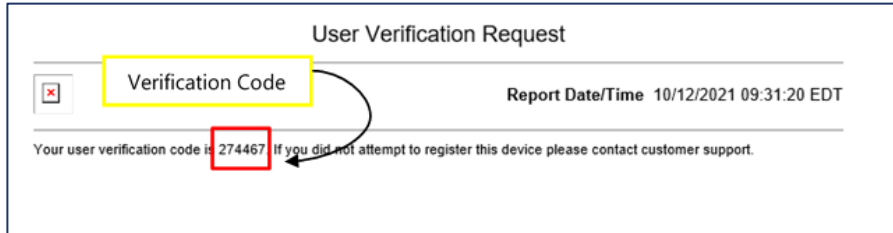
Result: The screen updates to show the method in which it will send the **Verification Code**.

7. Click the **arrow** to produce the **Verification Code**.



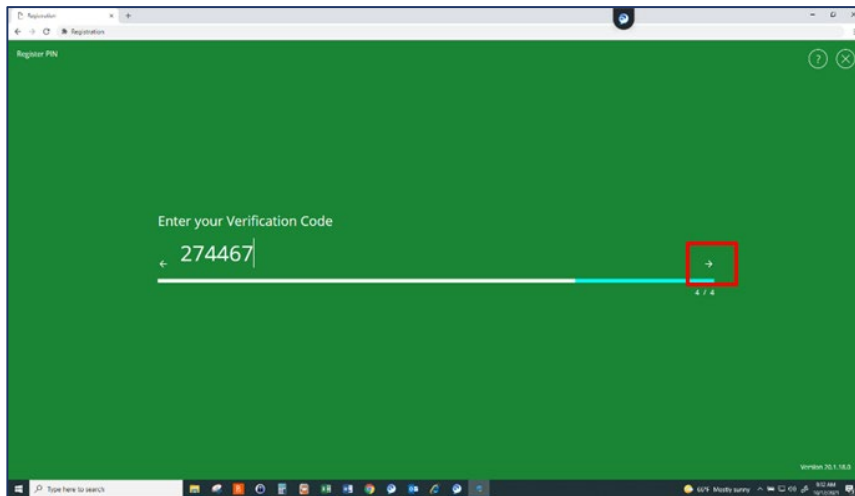


Result: The system will email your **Verification Code**. The email will come from Park National Bank.



8. Enter the **Verification Code** and click the arrow to move forward.

Note: If you copy and paste the **Verification Code**, make sure there aren't any extra spaces, as a direct copy and paste tends to produce an extra space at the end of the code.



Result: You can now log in with your **PIN**.