

How to Register for the Commercial Online Mobile App

Access to commercial online banking is also offered as an iOS or Android mobile app for phones and tablet.

1. Download the [Park National Business - NEW](#) app for free on the Apple Store® or Google Play™.

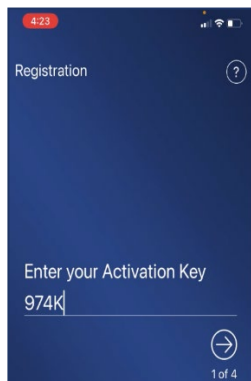


Note: Complete the registration process after downloading the mobile app.

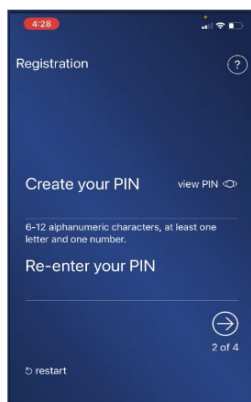
2. Launch the app after download.

Note: The activation key can be provided by the bank and can also be obtained through commercial online banking desktop version under [My Settings > My Profile](#).

3. Enter the [Activation Key](#) and tap the arrow.



4. In the [Create your PIN](#) field, enter your desired PIN.



Note: Your PIN must contain 6-12 alphanumeric characters; at least one letter and one number.

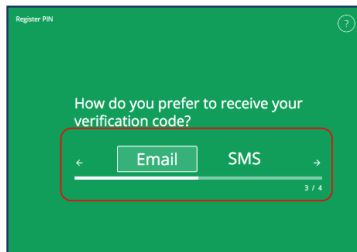


Note: The desktop PIN and the mobile PIN can be different and do not need to match.

5. Enter the same PIN in the **Re-enter your PIN** field.
6. Tap the right arrow to submit the PIN and advance to the next step.

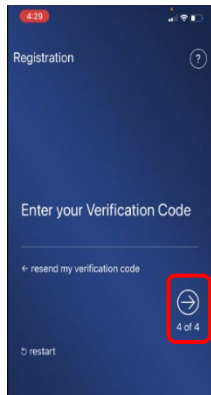
Note: To confirm your identity, the system sends a verification code.

7. Select whether to receive the verification code via **Email** or **SMS** (text message) and tap the right arrow to advance to the next step.



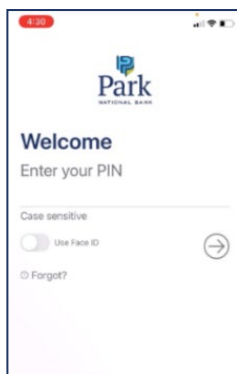
Note: Verification codes are sent immediately.

8. Enter the **verification code** and tap the right arrow.



Result: Once the registration is complete a success message displays.

9. Tap the **Launch App** to login and enter the **PIN**.



Apple Store is a registered trademark of Apple Inc.
Google Play is a trademark of Google LLC.